



**Government College of Technology, Coimbatore-641013**  
(An Autonomous Institution affiliated to Anna University, Chennai)  
**SELF-STUDY REPORT**

**CRITERION 2**  
**Teaching-Learning and Evaluation**

**Key Indicator:2.1 Student Enrolment and Profile**

*2.1.2: Percentage of seats filled against reserved categories (SC, ST, OBCetc.) as per applicable reservation policy for the first-year admission during the last five years*

2.1.2.1: Number of actual students admitted from the reserved categories year wise during the last five years

2.1.2.2: Number of seats earmarked for reserved category as per GoI/State Govt. rule year wise during the last five years

**DECLARATION**

This is to certify that the documents enclosed herewith are true to the best of my knowledge and belief.

**HEAD OF THE INSTITUTION**

(seal and sign of Principal)

**Principal**  
**Government College of Technology**  
**Coimbatore - 641013**



**Government College of Technology, Coimbatore-641013**  
(An Autonomous Institution affiliated to Anna University, Chennai)  
**SELF-STUDY REPORT**

**CRITERION 2**  
**Teaching-Learning and Evaluation**

**Key Indicator:2.1 Student Enrolment and Profile**


**2.1.2: Percentage of seats filled against reserved categories (SC, ST, OBCetc.) as per applicable reservation policy for the first-year admission during the last five years**

2.1.2.1: Number of actual students admitted from the reserved categories year wise during the last five years

2.1.2.2: Number of seats earmarked for reserved category as per GoI/State Govt. rule year wise during the last five years

**DECLARATION**

This is to certify that the supporting documents uploaded in Institution website and the respective links are true to the best of my knowledge and belief. All documents and links are verified and authenticated.



**HEAD OF THE INSTITUTION**

(seal and sign of Principal)



Principal:  
Government College of Technology,  
Coimbatore - 641013



GOVERNMENT COLLEGE OF TECHNOLOGY, COIMBATORE - 641 013

I YEAR B.E. 2018-19

	OC		BC		BCM		MBC		SC		SCA		ST		TOTAL	Grand Total		
	B	G	B	G	B	G	B	G	B	G	B	G	B	G		B	G	Total
CIVIL	1	1	23	27	4	0	18	14	7	9	3	1	1	0	109	57	52	109
MECH	5	0	45	6	4	0	28	1	17	0	3	0	1	0	110	103	7	110
EEE	3	1	10	16	2	0	7	9	1	6	1	0	0	1	57	24	33	57
ECE	1	0	11	18	1	1	5	8	1	7	0	2	0	0	55	19	36	55
PROD	2	0	24	3	2	0	11	2	9	0	1	0	1	0	55	50	5	55
EIE	0	1	12	16	1	0	6	8	4	4	1	0	1	0	54	25	29	54
CSE	1	2	12	17	1	2	4	8	2	6	0	2	0	0	57	20	37	57
IT	0	3	10	19	1	1	7	5	2	6	1	0	0	0	55	21	34	55
IBT	2	3	21	33	3	1	11	15	8	10	3	1	1	0	112	49	63	112
<b>TOTAL</b>	<b>15</b>	<b>11</b>	<b>168</b>	<b>155</b>	<b>19</b>	<b>5</b>	<b>97</b>	<b>70</b>	<b>51</b>	<b>48</b>	<b>13</b>	<b>6</b>	<b>5</b>	<b>1</b>	<b>664</b>	<b>368</b>	<b>296</b>	<b>664</b>



  
 21/8/2019  
 முதலமைச்சர் அலுவலகம்,  
 அரசினர் பொறியியல் கல்லூரி  
 கோயமுத்தூர் - 641013  


# GOVERNMENT COLLEGE OF TECHNOLOGY, COIMBATORE - 641 013

STRENGTH PARTICULARS COMMUNITY WISE

I YEAR B.E. 2019 - 2020

S. No.	Branch	Total Intake	OC			BC			BCM			MBC			SC			SCA			ST			TOTAL	Grand Total		
			B	G	T	B	G	T	B	G	T	B	G	T	B	G	T	B	G	T	B	G	T		B	G	Total
1	CIVIL	120	1	1	2	20	34	54	3	1	4	14	8	22	11	8	19	2	2	4	1	0	1	106	52	54	106
2	MECH	120	5	1	6	45	2	47	4	0	4	23	1	24	15	0	15	3	0	3	1	0	1	100	96	4	100
3	EEE	60	4	2	6	13	12	25	0	1	1	7	4	11	3	4	7	1	1	2	1	0	1	53	29	24	53
4	ECE	60	1	1	2	9	9	18	1	1	2	5	6	11	4	1	5	0	0	0	0	0	0	38	20	18	38
5	PROD	60	0	1	1	17	7	24	2	0	2	7	4	11	9	3	12	1	1	2	1	0	1	53	37	16	53
6	EIE	60	3	0	3	16	13	29	1	1	2	4	4	8	3	5	8	1	0	1	1	0	1	52	29	23	52
7	CSE	60	9	1	10	6	15	21	2	0	2	4	5	9	5	4	9	1	1	2	0	0	0	45	21	24	45
8	IT	60	0	0	0	9	14	23	1	1	2	4	5	9	4	4	8	2	0	2	1	0	1	93	33	60	93
9	IBT	120	0	3	3	16	34	50	1	1	2	10	10	20	4	11	15	2	1	3	0	0	0	593	344	249	593
	<b>TOTAL</b>	<b>720</b>	<b>23</b>	<b>10</b>	<b>33</b>	<b>151</b>	<b>140</b>	<b>291</b>	<b>15</b>	<b>6</b>	<b>21</b>	<b>78</b>	<b>47</b>	<b>125</b>	<b>58</b>	<b>40</b>	<b>98</b>	<b>13</b>	<b>6</b>	<b>19</b>	<b>6</b>	<b>0</b>	<b>6</b>	<b>593</b>	<b>344</b>	<b>249</b>	<b>593</b>

  
 மதுரை பல்கலைக்கழகம்,  
 அரசினர் பொறியியல் கல்லூரி  
 கோயமுத்தூர் : 641013  
  
 21/10/20

GOVERNMENT COLLEGE OF TECHNOLOGY, COIMBATORE - 641 013

STRENGTH PARTICULARS COMMUNITY WISE

I YEAR M.E. 2019 - 20

S. No.	Branch	Total Intake	OC			BC			BCM			MBC			SC			SCA			ST			TOTAL	Grand Total		
			B	G	T	B	G	T	B	G	T	B	G	T	B	G	T	B	G	T	B	G	T		B	G	Total
1	Stru	18	0	0	0	6	0	6	2	0	2	1	3	4	0	1	1	0	0	0	0	0	0	13	9	4	13
2	Env	18	0	0	0	3	4	7	0	0	0	4	2	6	1	1	2	0	1	1	0	0	0	16	8	8	16
3	Geo	18	0	0	0	5	3	8	0	1	1	3	1	4	0	1	1	0	0	0	0	0	0	14	8	6	14
4	Ther	18	0	0	0	5	2	7	0	0	0	4	0	4	3	0	3	0	0	0	0	0	0	14	12	2	14
5	ED	18	0	0	0	8	0	8	0	0	0	2	1	3	2	1	3	0	0	0	0	0	0	14	12	2	14
6	Manu	18	0	0	0	8	1	9	0	0	0	3	1	4	3	0	3	1	0	1	0	0	0	17	15	2	17
7	PSE	18	0	0	0	2	5	7	0	1	1	2	2	4	2	2	4	0	1	1	0	0	0	17	6	11	17
8	PED	18	1	0	1	4	3	7	0	1	1	3	2	5	1	3	4	0	0	0	0	0	0	18	9	9	18
9	AE	18	0	1	1	1	6	7	0	0	0	0	2	2	0	2	2	0	1	1	0	0	0	16	3	13	16
10	VLSI	18	0	0	0	0	6	6	0	0	0	2	4	6	0	2	2	1	1	2	0	0	0	16	2	14	16
11	CSE	18	0	0	0	1	6	7	1	1	2	0	3	3	0	3	3	0	1	1	0	0	0	168	85	83	168
	TOTAL	198	1	1	2	43	36	79	3	4	7	24	21	45	12	16	28	2	5	7	0	0	0	84	83	167	


Handwritten signature and stamp area with text in Tamil and English, including the date 21/8/23.

**GOVERNMENT COLLEGE OF TECHNOLOGY, COIMBATORE - 641 013**

STRENGTH PARTICULARS COMMUNITY WISE

**I YEAR B.E. 2020 - 2021 BATCH**

S. No.	Branch	Total Intake	OC			BC			BCM			MBC			SC			SCA			ST			TOTAL	Grand Total		
			B	G	T	B	G	T	B	G	T	B	G	T	B	G	T	B	G	T	B	G	T		B	G	Total
1	CIVIL	120	2	0	2	26	28	54	5	0	5	13	10	23	7	5	12	2	2	4	0	0	0	100	55	45	100
2	MECH	120	5	1	6	47	2	49	3	0	3	24	0	24	14	0	14	3	0	3	1	0	1	100	97	3	100
3	EEE	60	3	1	4	13	9	22	0	1	1	3	5	8	5	0	5	1	0	1	1	0	1	42	26	16	42
4	ECE	60	2	0	2	16	8	24	1	0	1	5	3	8	3	2	5	0	0	0	0	0	0	40	27	13	40
5	PROD	60	1	1	2	20	7	27	1	1	2	7	5	12	6	3	9	1	0	1	1	0	1	54	37	17	54
6	EIE	60	1	1	2	10	7	17	1	1	2	5	4	9	4	0	4	2	0	2	1	0	1	37	24	13	37
7	CSE	60	1	3	4	11	5	16	2	0	2	6	4	10	3	2	5	2	0	2	0	0	0	39	25	14	39
8	IT	60	3	0	3	17	4	21	2	0	2	7	3	10	3	4	7	1	0	1	1	0	1	45	34	11	45
9	IBT	120	0	3	3	20	23	43	1	2	3	10	11	21	6	5	11	1	5	6	0	1	1	38	38	50	88
	<b>TOTAL</b>	720	18	10	28	180	93	273	16	5	21	80	45	125	51	21	72	13	7	20	5	1	6	545	363	182	545

  
 21/08/2021  
 श्री. अमि कुर्बतुर  
 Government College of Technology - 641013

GOVERNMENT COLLEGE OF TECHNOLOGY, COIMBATORE - 641 013

STRENGTH PARTICULARS COMMUNITY WISE

I YEAR M.E. 2020-2021 BATCH

S. No.	Branch	Total Intake	OC			BC			BCM			MBC			SC			SCA			ST			TOTAL	Grand Total		
			B	G	T	B	G	T	B	G	T	B	G	T	B	G	T	B	G	T	B	G	T		B	G	Total
1	Stru	18	2	0	2	7	0	7	2	0	2	3	1	4	0	0	0	0	0	0	1	0	1	16	15	1	16
2	Env	18	0	1	1	4	3	7	0	0	0	1	3	4	0	2	2	0	0	0	0	0	0	14	5	9	14
3	Geo	18	0	0	0	5	3	8	1	0	1	4	0	4	1	2	3	0	0	0	0	0	0	16	11	5	16
4	ED	18	0	0	0	6	0	6	1	0	1	4	0	4	2	0	2	0	0	0	0	0	0	13	13	0	13
5	Manu	18	0	0	0	5	0	5	0	0	0	1	0	1	3	0	3	0	0	0	0	0	0	9	9	0	9
6	Ther	18	0	0	0	7	0	7	1	0	1	3	0	3	1	0	1	0	0	0	0	0	0	12	12	0	12
7	PSE	18	2	0	2	4	2	6	0	0	0	2	2	4	1	1	2	0	0	0	0	0	0	14	9	5	14
8	PED	18	0	0	0	3	3	6	0	0	0	1	0	1	0	2	2	0	0	0	0	0	0	9	4	5	9
9	AE	18	0	0	0	1	4	5	0	0	0	1	1	2	0	1	1	0	0	0	0	0	0	8	2	6	8
10	VLSI	18	0	0	0	0	5	5	0	0	0	0	1	1	0	1	1	0	0	0	0	0	0	7	0	7	7
11	CSE	18	0	2	2	1	5	6	0	1	1	1	2	3	1	1	2	0	0	0	0	0	0	14	3	11	14
	TOTAL	198	4	3	7	43	25	68	5	1	6	21	10	31	9	10	19	0	0	0	1	0	1	132	83	49	132

Handwritten signature and date: 21/8/2021  
 மதுவரங்கரை,  
 அரசினர் குடியிருப்பு கல்வி  
 கோபுரத்தி - 641013

GOVERNMENT COLLEGE OF TECHNOLOGY, COIMBATORE - 641 013

STRENGTH PARTICULARS COMMUNITY WISE

I YEAR B.E. 2021 - 2022 BATCH

S. No.	Branch	Total Intake	OC			BC			BCM			MBC(V)			MBC&DNC			MBC			SC			SCA			ST			TOTAL	Grand Total		
			B	G	T	B	G	T	B	G	T	B	G	T	B	G	T	B	G	T	B	G	T	B	G	T	B	G	Total				
1	CIVIL	120		2	2	14	24	38	1	2	3	5	6	11	3	4	7	2	6	8	3	8	11	2	0	2		1	1	83	30	53	83
2	MECH	120	1		1	51	3	54	3		3	12		12	6	3	9	0	1	1	11	2	13	3		3		0	96	87	9	96	
3	EEE	60			0	9	13	22		1	1	1	2	3	3	1	4	1	0	1	3	5	8	1	1	2	1		1	41	20	21	41
4	ECE	60		2	2	12	10	22		1	1	2	3	5	3	1	4		1	1	1	3	4	1		1	1	1	52	39	13	52	
5	PROD	60	2		2	17	10	27	2		2	6	2	8	3	1	4	2		2	4	0	4	2		2	1		0	48	17	31	48
6	EIE	60	3	1	4	7	15	22	2		2	0	5	5	1	2	3	2	1	3	1	6	7	1	1	2		0	50	21	29	50	
7	CSE	60	3	3	6	9	15	24	1		1	3	1	4	2	3	5		3	3	2	4	6	1		1		0	49	18	31	49	
8	IT	60			0	12	15	27		2	2	1	5	6	1	1	2		1	1	2	6	8	1	1	2	1		1	49	18	31	49
9	IBT	120	1	1	2	11	27	38		3	3	3	10	13	2	6	8	4	1	5	3	12	15	2	1	3	1	1	88	27	61	88	
	TOTAL	720	10	9	19	142	132	274	9	9	18	33	34	67	24	22	46	11	14	25	30	46	76	14	4	18	5	1	6	549	278	271	549

As on 30.06.2022

97.9.03 0852  
 14.12.2022  
 Director  
 Government College of Technology  
 Coimbatore - 641013  
 14/12/22



GOVERNMENT COLLEGE OF TECHNOLOGY, COIMBATORE - 641 013

STRENGTH PARTICULARS COMMUNITY WISE

I YEAR M.E. 2021-2022 BATCH

S. No.	Branch	Total Intake	OC			BC			BCM			MBC			SC			SCA			ST			TOTAL	Grand Total		
			B	G	T	B	G	T	B	G	T	B	G	T	B	G	T	B	G	T	B	G	T		B	G	Total
1	Stru	18	0	0	0	5	3	8	0	0	0	2	1	3	3	1	4	1	0	1	0	0	0	16	11	5	16
2	Env	18	0	0	0	4	5	9	0	0	0	0	4	4	0	1	1	1	0	1	0	0	0	15	5	10	15
3	Geo	18	2	0	2	3	4	7	0	0	0	0	2	2	2	2	4	0	0	0	0	0	0	15	7	8	15
4	ED	18	1	0	1	5	2	7	0	0	0	1	0	1	2	0	2	0	0	0	0	0	0	11	9	2	11
5	Manu	18	0	0	0	2	0	2	0	0	0	1	0	1	0	1	1	0	0	0	0	0	0	4	3	1	4
6	Ther	18	0	0	0	5	0	5	0	0	0	1	0	1	2	0	2	0	0	0	0	0	0	8	8	0	8
7	PSE	18	0	0	0	1	0	1	0	0	0	0	1	1	3	1	4	0	0	0	0	0	0	6	4	2	6
8	PED	18	0	1	1	2	0	2	0	0	0	0	1	1	0	0	0	0	0	0	0	0	0	4	2	2	4
9	AE	18	0	1	1	0	0	0	0	0	0	0	1	1	0	0	0	0	0	0	0	0	0	2	0	2	2
10	VLSI	18	0	0	0	0	0	0	0	0	0	0	2	2	0	1	1	0	0	0	0	0	0	3	0	3	3
11	CSE	18	0	0	0	0	2	2	1	0	1	2	1	3	0	1	1	0	0	0	0	0	0	7	3	4	7
	TOTAL	198	3	2	5	27	16	43	1	0	1	7	13	20	12	8	20	2	0	2	0	0	0	91	52	39	91

97.9.55 852  
 14.12.2022  
 தலைவருக்காக  
 தலைவர் பொறியியல் கல்லூரி  
 சாலைகள் - 641013  
 01/12/2022  
 14/12/22

GOVERNMENT COLLEGE OF TECHNOLOGY, COIMBATORE - 641 013

STRENGTH PARTICULARS COMMUNITY WISE

1 YEAR B.E. 2022 - 2023 BATCH

S. No.	Branch	Total Intake	CC			RC			BCM			MBC			SC			SCA			ST			TOTAL	Grand Total		
			B	G	T	B	G	T	B	G	T	B	G	T	B	G	T	B	G	T	B	G	T		B	G	Total
1	CIVIL	120	0	0	0	20	20	50	2	2	4	13	25	38	10	7	17	1	3	4	2	0	2	115	48	67	115
2	MECH	120	2	0	1	40	11	51	3	2	5	33	3	36	13	3	16	2	1	3	1	0	1	113	93	20	113
3	EEE	80	1	1	2	12	18	30	2	0	2	5	6	11	2	6	8	1	2	3	0	0	0	56	23	33	56
4	ECE	80	1	0	1	12	12	24	1	1	2	4	9	13	3	7	10	2	0	2	0	0	0	52	23	29	52
5	PROD	80	2	0	2	13	12	25	3	0	3	5	8	13	7	1	8	1	1	2	0	0	0	53	31	22	53
6	ER	80	0	1	1	15	21	31	2	0	2	7	6	13	1	6	7	2	1	3	0	0	0	57	22	35	57
7	CSE	80	5	2	7	11	16	27	0	2	2	5	6	11	3	5	8	1	1	2	0	0	0	57	25	32	57
8	IT	80	0	0	0	11	21	32	1	1	2	6	8	14	2	7	9	1	1	2	0	0	0	59	21	38	59
9	IST	120	2	0	2	11	38	49	0	3	3	8	18	26	5	9	14	0	4	4	1	1	2	100	27	73	100
	TOTAL	720	12	0	16	140	179	319	14	11	25	86	89	175	46	51	97	11	14	25	4	1	5	662	313	349	662

97/9.15.852  
 97/9.5.2023  
 Director of Studies  
 Government College of Technology  
 Coimbatore - 641 013

GOVERNMENT COLLEGE OF TECHNOLOGY, COIMBATORE - 641 013

STRENGTH PARTICULARS COMMUNITY WISE

1 YEAR M.E. 2022-2023 BATCH

S. No.	Branch	Total Intake	OC			BC			BCM			MBC			SC			SCA			ST			TOTAL	Grand Total		
			B	G	T	B	G	T	B	G	T	B	G	T	B	G	T	B	G	T	B	G	T		B	G	Total
1	Stru	18		1	1	4	2	6	1	0	1	0	1	1	1	0	1	3	0	3	1	0	1	14	10	4	14
2	Env	18			0	2	5	7	0	0	0	2	2	4	3	1	4	0	0	0	0	0	0	15	7	8	15
3	Geo	18	1		1	3	4	7	1	0	1	1	1	2	2	1	3	0	1	1	0	0	0	15	8	7	15
4	ED	18			0	6	1	7	0	0	0	0	1	1	1	0	1	0	0	0	0	0	0	9	7	2	9
5	Manu	18			0	2	0	2	0	0	0	0	0	0	1	0	1	0	0	0	0	0	0	3	3	0	3
6	Ther	18			0	1	0	1	0	0	0	1	0	1	0	1	1	0	0	0	0	0	0	3	2	1	3
7	PSE	18			0	1	0	1	0	0	0	1	0	1	0	0	0	0	0	0	0	0	0	2	2	0	2
8	PED	18			0	0	1	1	0	0	0	0	1	1	0	0	0	0	0	0	0	0	0	2	0	2	2
9	AE	18	0	0	0	0	0	0	0	0	0	0	0	0	0	0	0	0	0	0	0	0	0	0	0	0	0
10	VLSI	18			0	0	1	1	0	0	0	0	2	2	0	0	0	0	0	0	0	0	0	3	0	3	3
11	CSE	18			0	0	0	0	0	0	0	0	0	0	0	3	3	0	0	0	0	0	0	3	0	3	3
	TOTAL	198	1	1	2	19	14	33	2	0	2	5	8	13	8	6	14	3	1	4	1	0	1	69	39	30	69

முதல்வருக்காக  
 அறிவிப்பு வெளியிடும் கண்ணாடி  
 கோயமுத்தூர் - 641 013  
 10/5/23  
 10/5/23